



ASTRA VERNICI S.r.l.
Via Dell'Industria, 4 - 24052 Azzano S.Paolo (BG) Italy
Tel. +39 035.530019 Fax. +39 035.531714

info@astravernici.it
www.astravernici.it



EFFETTO DECAPE'
Decape Effect (shabby Chic)

PATINE AD EFFETTO DECAPE'

Si tratta di speciali soluzioni disponibili sia in versione all'acqua sia al solvente, particolarmente adatte alla realizzazione di cicli ad effetto decapato, dotate di ottima pagliettabilità, copertura di colore, resistenti alla sovraverniciatura (hanno un finissaggio "non sanguinante") e con proprietà antingiallenti.

GAMMA DI COLORI

La gamma base consiste in 5 patine al solvente, ma grazie al nostro veicolo incolore e ai coloranti formulati con micro pigmenti stabili alla luce è possibile creare un'infinita gamma di variazioni cromatiche, sia a base acqua che al solvente.

Nella pagina accanto troverete alcuni suggerimenti di colore che è possibile crearsi autonomamente tramite il nostro sistema tintometrico.

APPLICAZIONE

A spruzzo su legno massello o impiallacciato di essenza con poro marcato, trattato con una mano di fondo trasparente o pigmentato, oppure sopra la laccatura in tinta utilizzata come colore. di sfondo Lasciare essiccare il fondo e applicare la patina avendo cura di bagnare bene il supporto.

Dopo circa 30-60 minuti (a 25°C e in ambiente ben ventilato) procedere all'asportazione della patina tramite pagliettatura.

Fissare il tutto con finitura acrilica (ove sia richiesta la non ingiallentezza), nitro o poliuretano.

QUANTITA' DI PRODOTTO CONSIGLIATA: 60-80 g/m²

CONFEZIONI: 1.1 e 1.5

LINEA AL SOLVENTE

Colori disponibili:

BASE DECAPE' BIANCA

SOLVASHADE DCP NERO

SOLVASHADE DCP NOCE CHIARO 570

SOLVASHADE DCP NOCE MEDIO 573

SOLVASHADE DCP NOCE SCURO 577

LINEA ALL'ACQUA

Preparazioni di patine all'acqua:

VEICOLO DCP-W = 80-95%

ACQUASHADE (nel colore desiderato) = 20-5%

Diluizione consigliata: con ACQUA di rete, q.b.

Preparazioni di patine al solvente in colori personalizzati:

VEICOLO DCP-S = 80-95%

SOLVASHADE (nel colore desiderato) = 20-5%

Diluizione consigliata: con ETANOLO e/o POLY THINNER SP

PATINE WITH DECAPE' EFFECT (Shabby Chic)

Special solutions available in solvent based or water based dispersion, used to obtain the particular effect similar to the pictures of this brochures. They perform an extremely easy "sand ability," colour coverage, overcoat ability (intercoat adhesion with the clear finishing non yellowing top layer) and light fastness properties.

COLOR RANGE

We supply 5 patinas in ready colours (solvent based), and thanks to our special vehicles and the pigments formulated with micro pigments and with high light fastness, it's possible to create an endless colour assortment (solvent based or water based). In this brochure you will find some colour suggestions easy to self colour match.

USE

By conventional spray system on solid wood or veneer with deep pores, previously treated with clear or pigmented sealer or self-sealer enamel used as pattern tone. Let the base be dried enough and apply the patina on the board, in enough quantity. After 30-60' minuets (at 25°C in ventilated environment), gently remove the dried patina with scotch brite. Then fix everything with an acrylic top finishing (if non yellowing characteristics are required), nitro or polyurethane.

SUGGESTED QUANTITY OF PRODUCT: 60-80 g/m²

PACKAGING: 1.1 e 1.5

SOLVENTE BASED LINE

Available colours:

BASE DECAPE' BIANCA

SOLVASHADE DCP NERO

SOLVASHADE DCP NOCE CHIARO 570

SOLVASHADE DCP NOCE MEDIO 573

SOLVASHADE DCP NOCE SCURO 577

WATER BASED LINE

Self preparation of the water based patina:

VEICOLO DCP-W (water bases) = 80-95%

ACQUASHADE (in the wished color) = 20-5%

Suggested dilution: with tap water

Self preparation of solvent based patina in other colors:

VEICOLO DCP-S (solvent bases) = 80-95%


SOLVASHADE (in the wished color) = 20-5%

Suggested dilution: with ETHANOL and/or POLY THINNER SP


DISCLAIMER

The colors reference are provided as indication only and shall not be intended as a guarantee of exact final result. The user should always verify the accuracy of the color through prior preparation of a small batch before selling to third parties or use the color himself. Astra Vernici S.r.l. cannot be held responsible for any damage caused by miss data of the contents, or variations of the color or for any actions related to the use of the information contained in this brochure.

DECAPE', COLORI DI SERIE - DECAPE' EFFECT, STANDARD COLORS



DCP NERO BASE - BLACK BASE




DCP NOCE 570 - WALNUT 570




DCP NOCE 577 - WALNUT 577




BIANCO BASE - WHITE BASE




BIANCO BASE - WHITE BASE



DCP NERO BASE - BLACK BASE



DCP NOCE MEDIO 573 - MEDIUM WALNUT 573



1 - LACCATURA IN TONO

2 - **ACQUASHADE** 5-20%
VEICOLO DCP-W 80-95%
DILUZIONE APPLICAZIONE Q.B.

2 - **SOLVASHADE** 5-20%
VEICOLO DCP-S 80-95%
DILUZIONE APPLICAZIONE Q.B.

3 - ASPORTAZIONE E FISSAGGIO CON TRASPARENTE


1 - BACKGROUND COLOUR

2 - **ACQUASHADE** 5-20%
VEICILE DCP-W 80-95%
DILUTION IF NEEDED


2 - **SOLVASHADE** 5-20%
VEICILE DCP-S 80-95%
DILUTION

3 - REMOVING THE DECAPE' AND FIXING WITH CLEAR VARNISH


ALCUNE PROPOSTE CROMATICHE - SOME COLOR PROPOSALS



ACQUASHADE RAL 1021
ACQUASHADE GIALLO LIMONE BASE 1.040
tot. 1.040
SOLVASHADE RAL 1021
SOLVASHADE GIALLO LIMONE BASE 767
SOLVASHADE BIANCO BASE 256
tot. 1.023




ACQUASHADE RAL 1015
ACQUASHADE GIALLO L. BASE 11
ACQUASHADE BIANCO BASE 1.386
tot. 1.397
SOLVASHADE RAL 1015
SOLVASHADE GIALLO L. BASE 9
SOLVASHADE BIANCO BASE 1.169
tot. 1.178




ACQUASHADE RAL 3015
ACQUASHADE BIANCO BASE 1.205
ACQUASHADE ROSSO F BASE 128
ACQUASHADE ROSSO BASE 26
tot. 1.359
SOLVASHADE RAL 3015
SOLVASHADE BIANCO BASE 1.062
SOLVASHADE ROSSO F BASE 98
tot. 1.161



ACQUASHADE RAL 5021
ACQUASHADE BIANCO BASE 453
ACQUASHADE GIALLO L. BASE 45
ACQUASHADE BLU BASE 680
tot. 1.178
SOLVASHADE RAL 5021
SOLVASHADE BIANCO BASE 75
SOLVASHADE GIALLO L. BASE 25
SOLVASHADE BLU BASE 877
tot. 977



ACQUASHADE RAL 2001
ACQUASHADE BIANCO BASE 37
ACQUASHADE GIALLO L. BASE 554
ACQUASHADE ROSSO BASE 462
tot. 1.053
SOLVASHADE RAL 2001
SOLVASHADE BIANCO BASE 34
SOLVASHADE GIALLO L. BASE 510
SOLVASHADE ROSSO F BASE 425
tot. 969



ACQUASHADE RAL 5002
ACQUASHADE BIANCO BASE 169
ACQUASHADE BLU BASE 674
ACQUASHADE ROSSO BASE 253
tot. 1.095
SOLVASHADE RAL 5002
SOLVASHADE BIANCO BASE 141
SOLVASHADE BLU BASE 565
SOLVASHADE ROSSO F BASE 282
tot. 989



ACQUASHADE RAL 6019
ACQUASHADE BIANCO BASE 1.236
ACQUASHADE GIALLO LIMONE BASE 65
ACQUASHADE BLU BASE 65
tot. 1.366
SOLVASHADE RAL 6019
SOLVASHADE BIANCO BASE 1.088
SOLVASHADE GIALLO LIMONE BASE 31
SOLVASHADE BLU BASE 47
tot. 1.166



ACQUASHADE RAL 7037
ACQUASHADE BIANCO BASE 1.148
ACQUASHADE BLU BASE 57
ACQUASHADE ROSSO BASE 46
ACQUASHADE NERO BASE 96
tot. 1.347
SOLVASHADE RAL 7037
SOLVASHADE BIANCO BASE 956
SOLVASHADE BLU BASE 47
SOLVASHADE ROSSO F BASE 47
SOLVASHADE NERO BASE 94
tot. 1.144